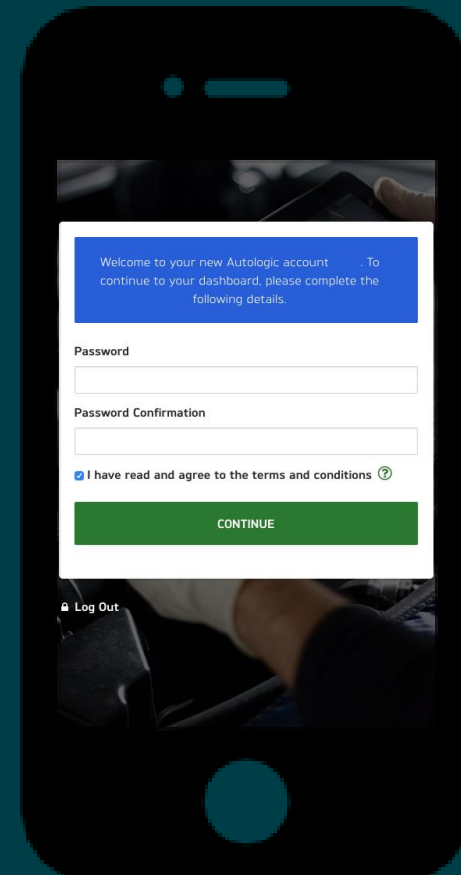




AUTOLOGIC
AN OPUS COMPANY


SETTING UP
TEAM MEMBER
WITH>>
AUTOLOGIC



User Accounts

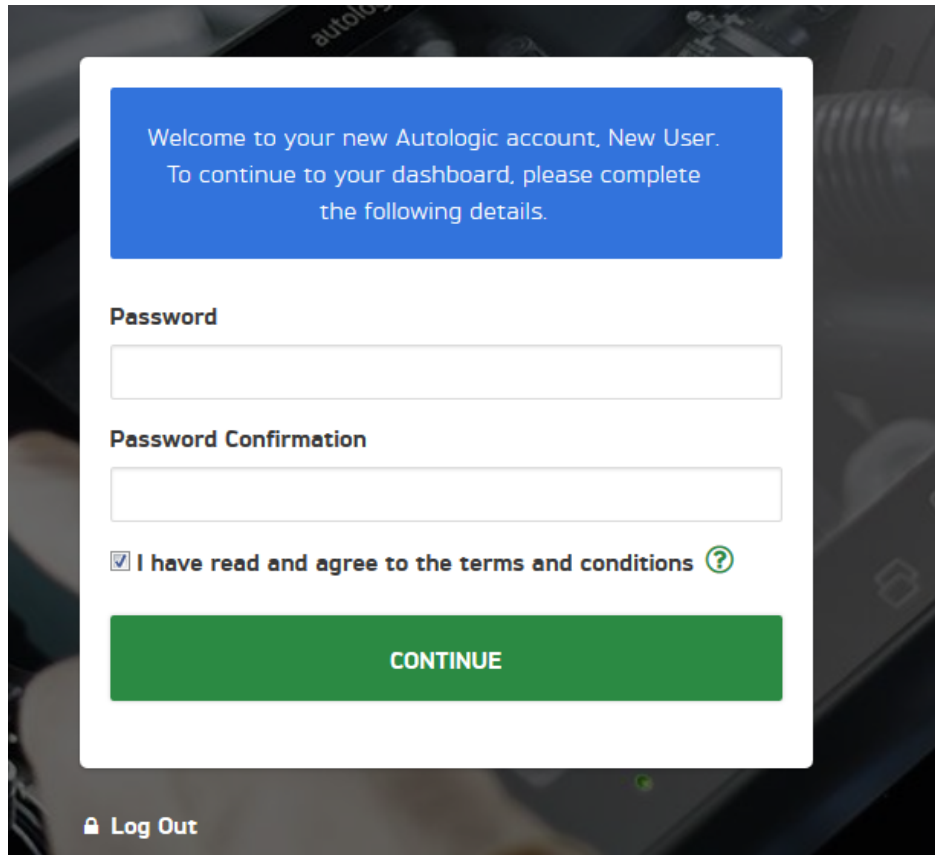
Team member setup

1. The email you will receive from your Primary user will have a link to click on to complete your registration for set up and add you and your details to your companies account.



User Accounts

2. Choose a password to your account and select continue.



Welcome to your new Autologic account, New User.
To continue to your dashboard, please complete the following details.

Password

Password Confirmation

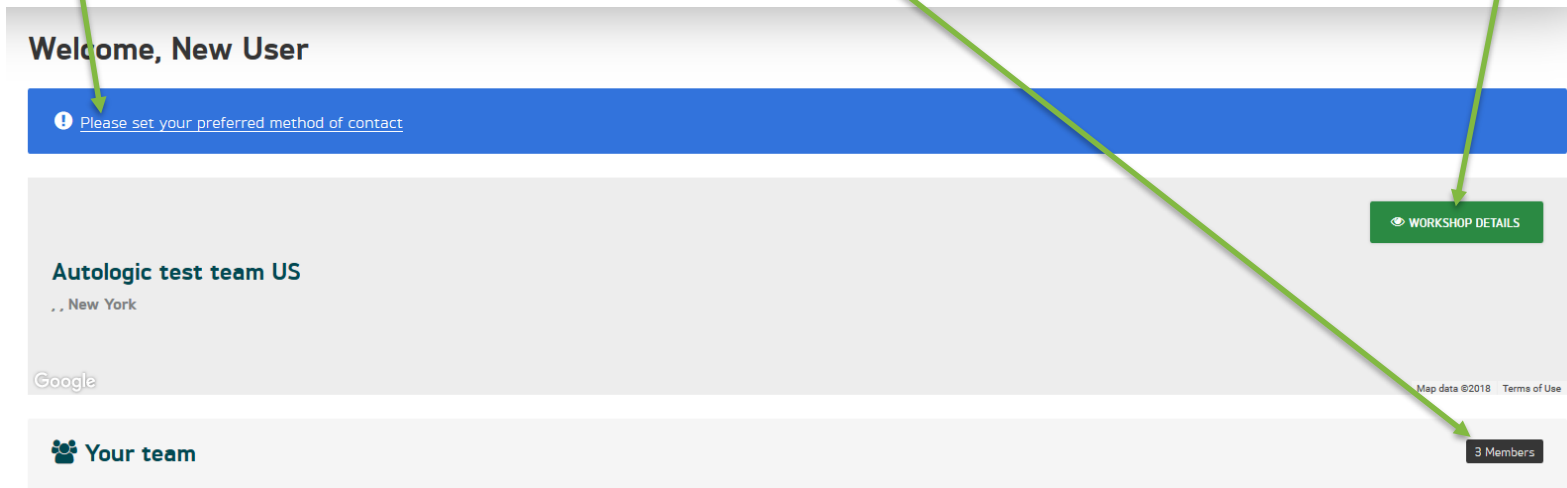
I have read and agree to the terms and conditions [?](#)

CONTINUE

[Log Out](#)

User Accounts

3. Once logged in you will get the following screen below, there will be workshop details, and a section at the bottom listing the team members set up. Select the link in the blue 'please set up your preferred method of contact'.



The screenshot shows a user account dashboard with the following elements:

- Welcome, New User**: A header section.
- Please set your preferred method of contact**: A blue banner with an information icon and a link, highlighted by a green arrow.
- Autologic test team US**: A section header with a location indicator (New York) and a Google map below it. A green arrow points to a **WORKSHOP DETAILS** button in the top right corner of this section.
- Your team**: A section header with a group icon and a **3 Members** button in the top right corner, highlighted by a green arrow.

User Accounts

- You will then get a screen titled Account Settings, here you will need to enter your contact phone numbers, if you have a main land line then enter this under phone number and if you wish to have a mobile number then also enter this under mobile number. Also select your preferred contact method, then click on update.

Account Settings

First Name <input type="text" value="New User"/>	Surname <input type="text" value="Course"/>
Email <input type="text" value="newusercourse@autologic-test.com"/>	Phone Number <input type="text" value="01865870050"/>
Mobile Number <input type="text" value="07070070070"/>	Preferred Contact Method <input type="radio"/> Email <input checked="" type="radio"/> Phone

User Accounts

5. You will then get confirmation of the account settings, check all are correct and if not you can select edit.

Your details have been updated ✕

Account Settings

Name: New User Course

Email: newusercourse@autologic-test.com

Phone Number: 01865870050

Mobile Number: 07070070070

Position: Master Technician

Preferred Contact Method: phone

[EDIT](#)